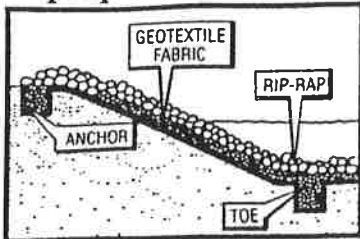


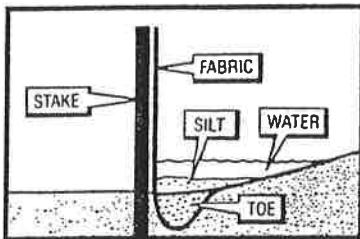
Typical Applications

Erosion Control / Riprap




- Woven Monofilament Filter Fabrics
- Nonwovens (*Non-critical Applications - Depending on Soil Conditions*)

Silt Fence




- Woven Monofilaments, Slit Films, & Specialty Sedimentation Fabrics

Erosion Control / Revegetation



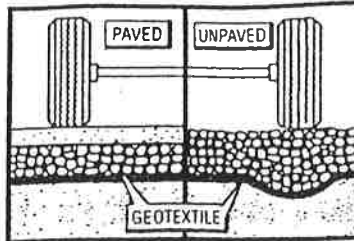
- Straw & Wood Excelsior Blankets, Permanent Turf Reinforcement, Jute, Geocells

Geocell Containment Systems




- Slopes, Channels, Walls, Shorelines, Haul Roads, Parking Areas, Driveways, Erosion Control, Vegetation

Separation / Stabilization / Reinforcement



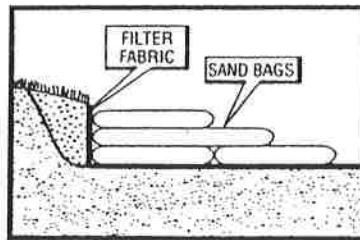
- Woven Slit Film & High Performance Fabrics
- Nonwovens (*Separation Only*)

Daily Landfill Covers



- Reinforced Heavy Duty & Light Weight Disposables for Winter Months

Sand Bags (Large) / Shoreline Protection



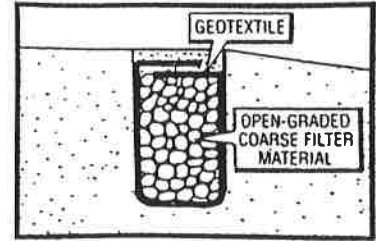
- Woven High Performance Fabrics and Monofilament Filter Fabrics

Landscape / Weed Control



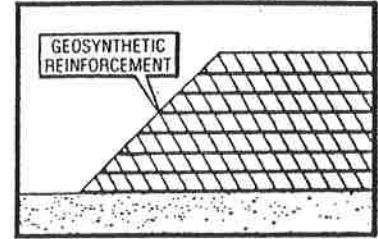
- Special Light Weight Wovens & Nonwovens
- High UV Resistance

Subsurface Filtration / Drainage / Septic



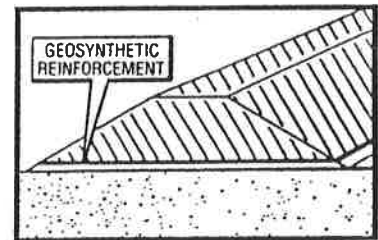
- Woven Monofilament Filter Fabrics
- Nonwovens (*Non-critical Applications - Depending on Soil Conditions*)

Step Slopes




- Woven Slit Film & High Performance Fabrics
- Geogrids • Erosion Control Products

Embankments Over Soft Soils



- Woven Slit Film & High Performance Fabrics
- Geogrids (*With Geotextile Separator*)

Safety / Barrier Fences



- Work Sites, Crowd / Traffic Control